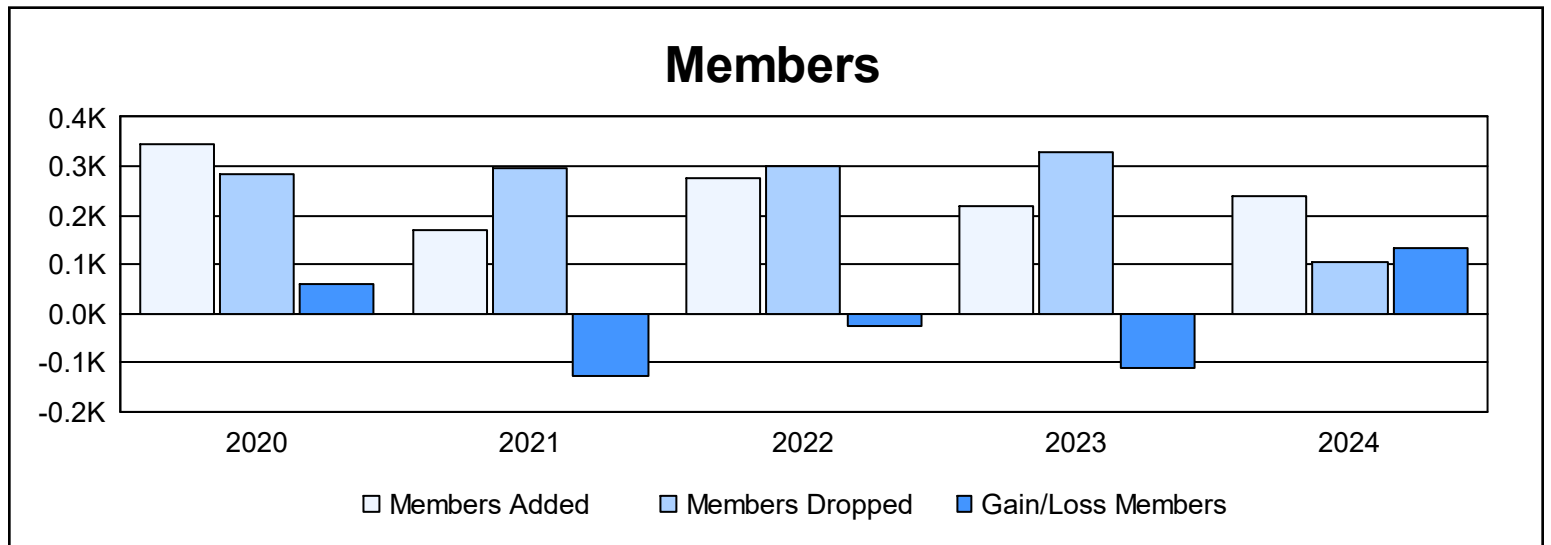
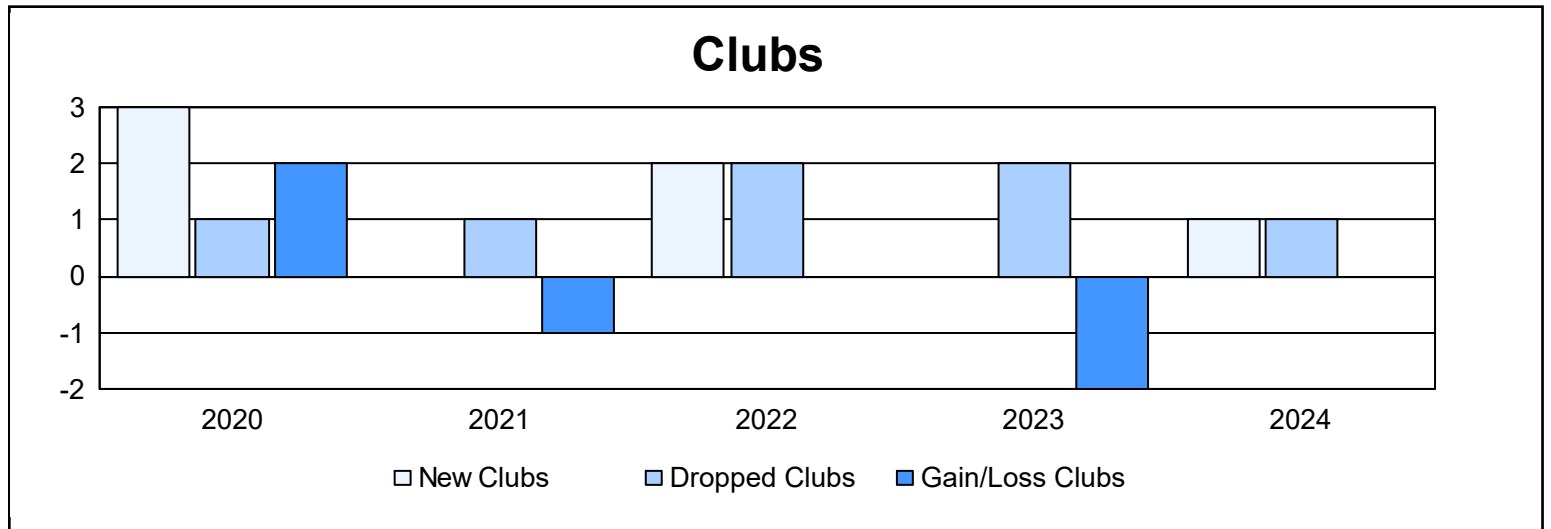
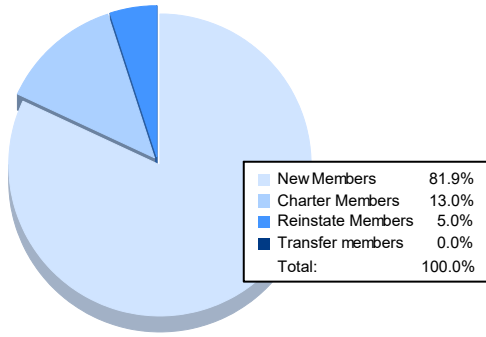


Year	New Clubs	Dropped Clubs	Gain/ Loss Clubs	New Members	Charter Members	Reinstate Members	Transfer Members	Total Member Added	Total Members Dropped	Gain/ Loss Members
2019-2020	3	1	2	242	97	5	1	345	285	60
2020-2021	0	1	-1	162	0	6	0	168	297	-129
2021-2022	2	2	0	179	83	6	7	275	299	-24
2022-2023	0	2	-2	175	6	26	11	218	329	-111
2023-2024	1	1	0	195	31	12	0	238	106	132
<b>Average</b>	<b>1</b>	<b>1</b>	<b>0</b>	<b>191</b>	<b>43</b>	<b>11</b>	<b>4</b>	<b>249</b>	<b>263</b>	<b>-14</b>



### Membership Composition June 2024 Cumulative



### Gender Composition June 2024 Cumulative

